

Wednesday, May 20th

Packing Up Pre-Arrival Session

Academic Advising, Course Enrollment Tools, and Technology



Session Logistics



Please introduce yourself in the chat! This has helped past groups make connections with other new students.



You can submit your questions through the Q&A (Question and Answer) feature and we will answer as many as we can during the Q&A portion of today's session.



You can use the thumbs up feature to upvote questions your peers have asked. This will make it easier for panelists to see and more likely that you will hear a response.



A recording of this session will be posted on our Packing Up webpage.

Our Panelists

University Advising and Outreach

Tony Shurer, Academic Coordinator for International Student Support

Office of International Services

Lauren Ball, Associate Director

Pre-Arrival: Advising Support & FAQs

Self-Registration, Enrollment Tools & Resources

Tony Shurer

Academic Coordinator, International Student Support
Academic Advising Programs & Services | Office of International
Services
ajshurer@ncsu.edu


Tony Shurer

Academic Coordinator,
International Student Support

- Promote **student well-being** and academic success
- To help students **navigate** NC State's educational process and **academic culture**
- To **connect students** with appropriate campus and community resources



Holmes - Tony's office



Academic Advising

Language | Tools | Resources



What is an Academic Advisor? Academic Advising?

Academic Advisors can help students navigate a new academic culture—they are here to help.

While we cannot tell you what to do, we can help you make informed decisions.




Who is my Advisor?


→ Select:
Planning & Enrollment


→ Select:
Advisors


MyPack Portal


Student Homepage ▾


Tasks & Holds

No current tasks


Planning & Enrollment

Begin Enrollment 10:00AM 04/10/20

Student Accounts

New Bill Available

Financial Aid


Academic Records


Campus Living


Personal Information


MyPack Portal
mypack.ncsu.edu

Your Academic Advisor(s) & Support Team



Who is my advisor?

[MyPack Portal](#)

> [Planning & Enrollment](#)

> [Advisors](#)



What/who is a [Coordinator of Advising](#)?






Who is the Academic Coordinator for International Student Support?

Self-Registration






When can I register for my Fall classes?

June 1-5: Self-Registration Program

31	1 	2	3 	4	5 	6
7	8 Open Enrollmen t	9	10	11	12	13
14	15	16	17	18	19	20
21	22	23	24	25	26	27
28	29	30	1	2	3	4

<https://go.ncsu.edu/selfregistration>

June 1-5: Self-Registration Program

31	1 	2	3 	4	5 	6
7	8 Open Enrollmen †	9	10	11	12	13

- ✓ What is my self-registration date? Write it down!
- ✓ Making a mistake is OK! Open Enrollment is June 8
- ✓ Think about your schedule like a rough draft.

Visit NSP's [Advising & Registration](#) website.

- Resources
- Information
- Tutorials

New Student Programs



Advising and Course Registration

As a new student, one of your first questions may be "When will I register for classes?" At NC State, student course registration is completed using the online [MyPack Portal](#) system, and can only be completed after consultation with an academic advisor. **Select your cohort below** for details on the timing and process for your college or program's academic advising and course registration.



newstudents.dasa.ncsu.edu/advising

Degree Planning



What classes are required?

Degree Planning Tools

- [Degree Audit](#) - tool used to track your progress & plan future classes
- [Pack Planner](#) - tool used to map your path to graduation
- [University Catalog](#) - resource that lists **Degree Requirements** and provides possible “**Semester Sequence/Plans**” for each major
- [Course Catalog](#) (Find a class) & [Class Search](#) (Find class availability)

Enrollment Wizard

MyPack Portal > Planning & Enrollment > Enrollment Wizard

How do I access the Enrollment Wizard? Where is it?

- 1) Log into MyPack Portal
- 2) Select "Planning & Enrollment"
- 3) Select "Enrollment Wizard" from left-side menu



Course Registration & the Enrollment Wizard

My Schedule

My Shopping Cart

My Events

Add To Cart

★ Planner Courses

* Required Courses

🔍 Class Search

Search Filter Options

Career:

All



Open Sections Only

Instruction Mode:

All



Wait List Ok

GEP List:

All



Only Courses That Fit My Calendar
(including Events and Shopping Cart)

Session:

All



Include Cross-listed Courses ?

2023 Fall Term

COURSE	DESCRIPTION	UNITS	TERM STATUS	PRE-REQ	SECTIONS	OPTIONS ?
CH 101	Chem Molecular Sci	3.00	Offered	!	24 Meet Search Filter Options	General Chemistry
CH 102	Gen Chem Lab	1.00	Offered	!	27 Meet Search Filter Options	General Chemistry I Lab
E 102	Engineering in the 21st Centur	2.00	Offered		15 Meet Search Filter Options	



Where do I start?

Add To Cart (default view)

- Search for classes by (1) planned courses; (2) required courses; (3) custom search

My Schedule

- View your enrolled and waitlisted class schedule

My Shopping Cart

- View classes added to your shopping cart. This is where you officially "enroll" or "register."

My Events

- Add extracurricular activities and/or work schedule to your calendar for additional planning

The screenshot shows a web interface for course search. At the top, there are navigation tabs: "My Schedule", "My Shopping Cart", "My Events", and "Add To Cart". Below these are "Planner Courses" and "Required Courses" sections. A "Class Search" link is highlighted with a red box and an arrow pointing to the search filters. The search filters are organized into two main sections. The first section, on the left, includes dropdown menus for "Career:" (set to "All"), "Instruction Mode:" (set to "All"), "GEP List:" (set to "All"), and "Session:" (set to "All"). The second section, on the right, contains checkboxes for "Open Sections Only", "Wait List Ok" (checked with an 'X'), "Only Courses That Fit My Calendar (including Events and Shopping Cart)", and "Include Cross-listed Courses" (with a help icon). Below these filters is a search form with fields for "Subject:" (set to "MA - Mathematics"), "Course Number (Optional):" (set to "equals"), and "141" in a text input field. There is also an "Instructor Name (Optional):" field and a "Search" button. A red box highlights the "Subject:", "Course Number (Optional):", and "141" fields, along with the "Search" button.



How can I find a specific class?

- Enrollment Wizard > Add to Cart > Class Search
- Filters: Recommendation to select "Wait List OK."
- Filters: By deselecting "Open Sections Only" and "Only Courses That Fit My Calendar," you can see the greatest number of results.
- Choose Subject and enter Course Number

Enrollment FAQ



Why would I want to see all sections of a specific course—even the closed sections?

Search Filter Options

Career: Open Sections Only

Instruction Mode: Wait List Ok

GEP List: Only Courses That Fit My Calendar (including Events and Shopping Cart)

Session: Include Cross-listed Courses ?

Choose A Major

- Choose A Major
- University GEP Requirements
- Computer Science-BS
- Engineering First Year (Computer Sci Intended)




How can I search for all available options within the GEP?


- Enrollment Wizard > Add to Cart > Required Courses
- Select "University GEP Requirements"
- Choose category of classes from the list presented (i.e. "Humanities," "Social Sciences," "Interdisciplinary Perspectives")
- Remember to adjust your search filters to see a greater number of available courses!

Class Search Results ▶ 34 Offerings Found that Meet Your Search Filter Options

● Open
 ⊘ Closed
 ⓘ Wait Listed
 ! Requisite Not Met
 Ⓡ Reserved Seats

+ -	CLASS	DESCRIPTION	GRADING	UNITS	STATUS	
-	MA 141	Calculus I	Graded	4.00	⊘	 Add To Cart

SECTION	TYPE	DAYS	TIME	LOCATION	INSTRUCTOR	SEATS
⊕001	Lecture	Mon/Wed/Fri	08:30 AM - 09:20 AM	📍00214 Cox Hall	Mayers,Nick	9 Students Waitlisted
⊕001A	Problem Session	Tue/Thu	08:30 AM - 09:20 AM	📍03216 Broughton Hall		No Seats Available

+ -	CLASS	DESCRIPTION	GRADING	UNITS	STATUS	
-	MA 141	Calculus I	Graded	4.00	ⓘ	 Add To Cart

SECTION	TYPE	DAYS	TIME	LOCATION	INSTRUCTOR	SEATS
⊕001	Lecture	Mon/Wed/Fri	08:30 AM - 09:20 AM	📍00214 Cox Hall	Mayers,Nick	9 Students Waitlisted
⊕001B	Problem Session	Tue/Thu	03:00 PM - 03:50 PM	00434 111 Lampe Drive		1 of 44 Available



What do these icons mean?

Pre-Arrival Academic Advising: FAQ



Am I registered? Did I enroll successfully?

Return to “My Shopping Cart” in the Enrollment Wizard and click **Enroll!**

Enrolled courses will change from **Blue** to **Green**.

NC STATE

Tony Shurer


Academic Coordinator for International Student Support

Phone: +1 919.515.9162

Website: advising.dasa.ncsu.edu (Academic Coordinator for International Student Support)

Email: ajshurer@ncsu.edu

Question and Answer



Upcoming Important Dates



On-Campus Housing Move-in for Fall 2026

August 11, 2026

Fall 2026 International Student Orientation

August 12-14, 2026

First Day of Classes Fall 2026

August 17, 2026

Tuition and Fee Payment Deadline

August 21, 2026

Get Connected



Packing Up Pre-Arrival Series

Our next session will be Tuesday, May 26th from 8:30am to 9:30am Eastern Time. We will talk about living on a student budget and new arrival expenses to be aware of when you arrive.

Registration will be live in 1 hour.
go.ncsu.edu/packing-up-registration

NC STATE