

Monday, June 22nd

Packing Up Pre-Arrival Session

Paying your Tuition and Student Fee Bills



Session Logistics



Please introduce yourself in the chat! This has helped past groups make connections with other new students.



You can submit your questions through the Q&A (Question and Answer) feature and we will answer as many as we can during the Q&A portion of today's session.



You can use the thumbs up feature to upvote questions your peers have asked. This will make it easier for panelists to see and more likely that you will hear a response.



A recording of this session will be posted on our Packing Up webpage.

Our Panelists

Cashier's Office

Alexis Levenson, Director

Flywire

Brenda Gutierrez, Client Adoption Specialist

Office of International Services

Lauren Ball, Associate Director

Billing Information and Timeline



**What is the tuition and fee payment deadline for
Fall 2026 new international students?**

August 21, 2026


Where can I see my bill?


MyPack Portal


Student Accounts


Billing Statements


Student Accounts


 Important Messages


 Make A Payment


 International payment

 View/Sign up for Payment Plan


 What I Owe


 Financial Responsibility

 Account History

 Billing Statements


Explaining Student Accounts (MyPack Portal)


 Print Term Statement


 View1098-T


 Enroll in Direct Deposit

1

 Course Ready Access Option

 Pack Essentials

 Links of Interest

 Admin Only

Tuition What-If Calc

**I don't see my Fall 2026 tuition and fee bills yet.
When will I be able to see them?**

July 7th or 10th

Is this the final bill?

If this is not my final bill, how do I know what I should be prepared to pay?


go.ncsu.edu/tuitionfees

I have a RA or TA position for Fall 2026. What if I still see my full tuition on my bill? What should I do?

<https://grad.ncsu.edu/about/people/gsc/>

I have an RA or TA position for Fall 2026 and still see the health insurance charge even though my GSSP includes insurance. What should I do?

Payment Options



What are the payment options allowed at NC State?

go.ncsu.edu/payoptions

Is there a payment plan option at NC State so I don't have to pay my entire tuition and fee bill at once?

go.ncsu.edu/mpp

I heard students with TA and RA positions can pay their fees through payroll deduction. How do I do that?

<https://grad.ncsu.edu/student-funding/grad-assistantship-process/>

The Flywire logo is displayed in a blue, lowercase, sans-serif font. The letter 'f' is stylized with a horizontal bar that extends to the left and then curves back to the right, resembling a wing or a signal. The logo is positioned in the upper left quadrant of the image, set against a white brick wall background.

flywire



NC State has partnered with Flywire so you can **easily and securely send payments** from anywhere in the world, at any time.



How to Make a Payment

¥ \$ ~~≠~~ £ € R ₹ ¥ \$ ~~≠~~ £ € ₿

Step 1. Login to your MyPack Portal

NC STATE UNIVERSITY

Help Log in English

Your payment

The payment will come from

Country or region *
Hong Kong, SAR
Hungary
Iceland
India
Indonesia

North Carolina State University receives

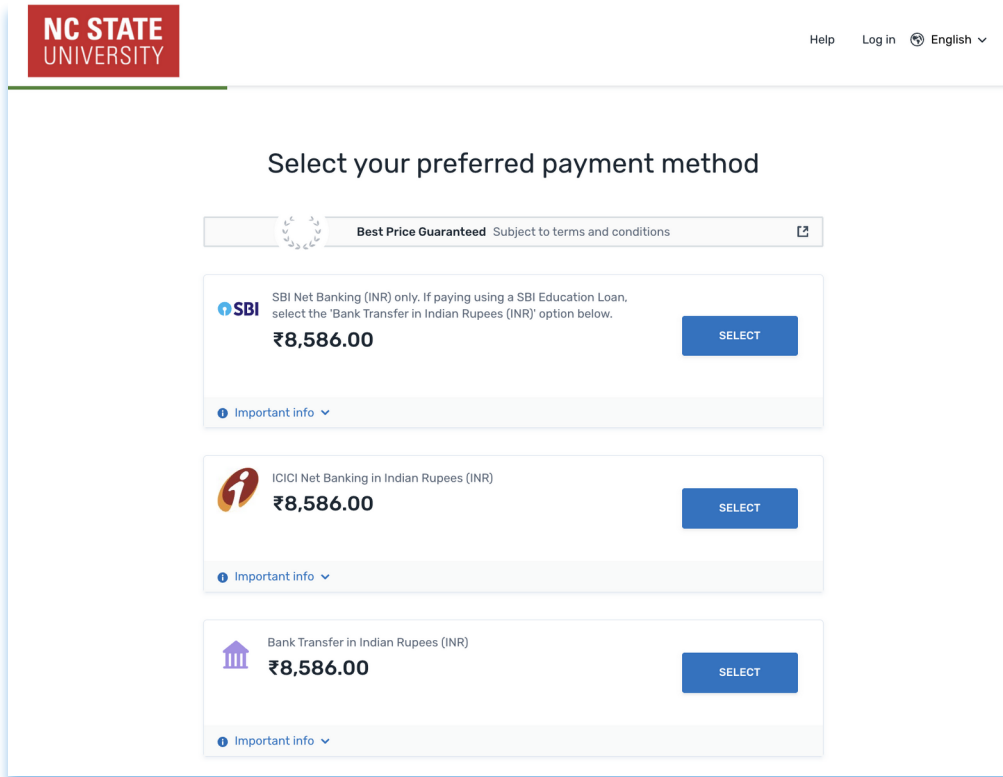
\$ Amount *
0.00

Amount will be formatted in the destination currency, in this case United States Dollars, i.e. 10,000.00 for ten thousand USD.

NEXT →

- Choose your home country from the drop-down menu.
- Enter the payment amount you owe.

Step 2. Select Your Payment Method



The screenshot shows the NC State University website's payment selection page. At the top left is the NC State University logo. At the top right are links for 'Help', 'Log in', and 'English'. The main heading is 'Select your preferred payment method'. Below this is a 'Best Price Guaranteed' banner with a link to terms and conditions. Three payment options are listed, each with a 'SELECT' button and an 'Important info' link:

- SBI** SBI Net Banking (INR) only. If paying using a SBI Education Loan, select the 'Bank Transfer in Indian Rupees (INR)' option below. **₹8,586.00**
- ICICI** ICICI Net Banking in Indian Rupees (INR) **₹8,586.00**
- Bank Transfer** Bank Transfer in Indian Rupees (INR) **₹8,586.00**

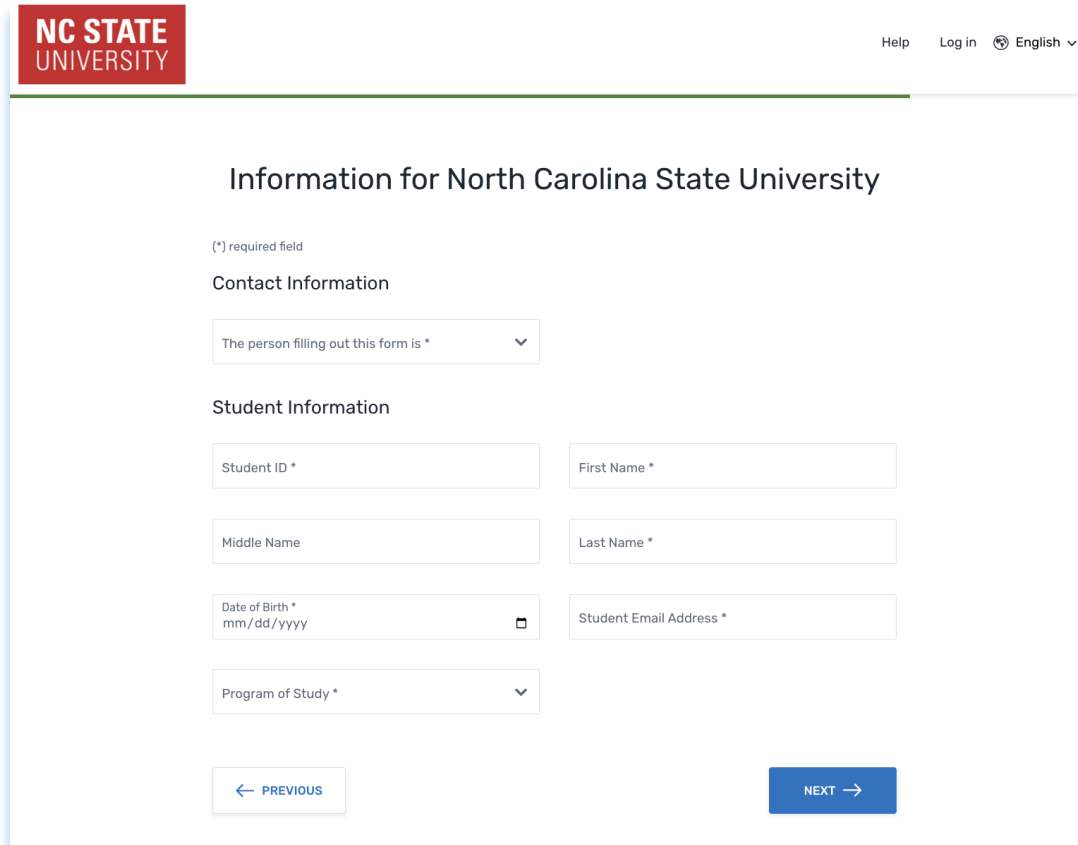
- Based on your country selection, Flywire will automatically display your local currency rate with the appropriate payment options.
- Flywire will then convert your currency and pay your institution.
- If you don't see your home currency, don't worry, you can always pay in the currency of your institution.

Step 3. Enter the Payer's Information

The screenshot shows the 'Payer information' form on the NC State University Flywire website. The form includes a header with the NC State University logo and navigation links for 'Help', 'Log in', and 'English'. A blue banner at the top of the form contains an information icon and the text: 'Please provide the details of the person whose card/bank account will be used to pay.' Below this, a note indicates that fields with an asterisk are required. The form consists of several input fields: 'Email *', 'First name *', 'Middle name', 'Family name *', 'Address 1 *', 'Address 2', 'City *', 'State / Province / Region', 'Zip code / Postal Code', and 'Phone number *'. The phone number field includes a dropdown menu for the country code, currently set to '+91'. Below the input fields, there are two checkboxes: one for 'Receive text notifications on your payment status' and another for 'I would like to receive emails from Flywire about future discounts, promotions and offers'. At the bottom of the form, there are two buttons: a light blue 'PREVIOUS' button with a left arrow and a dark blue 'NEXT' button with a right arrow.

- Enter the payer's personal details and contact information.
- Agree to Flywire's terms and conditions by checking the box at the bottom of the form.
- Click "Next" to continue.

Step 4. Enter the Student's Information



The screenshot shows the NC State University website header with the logo on the left and navigation links for Help, Log in, and English on the right. The main heading is "Information for North Carolina State University". Below this, there is a note "(*) required field". The form is divided into two sections: "Contact Information" and "Student Information".

Contact Information

The person filling out this form is * (dropdown menu)

Student Information

Student ID * (text input)
First Name * (text input)
Middle Name (text input)
Last Name * (text input)
Date of Birth * (text input, format mm/dd/yyyy, with a calendar icon)
Student Email Address * (text input)
Program of Study * (dropdown menu)

Navigation buttons: PREVIOUS (left arrow) and NEXT (right arrow).

- Enter the student's personal details and contact information.
- Click "Next" to continue.

Step 5. Review and Confirm Information

Review and confirm payment information

Payment information	You will send CNY35,351.00	Flywire University will receive \$5,000.00
	Country or region China	
Payment method	You selected UnionPay Credit Card in CNY	
Payer information	First name Ying	Middle name Xi
	Family name Kong	Address 1 Nanjing Rd W
	Address 2 -	City Shanghai
	State / Province / Region -	Zip code / Postal Code -
	Country China	Phone number +86 02100000001
	Email ying@flywire.edu	
Contact Information	The person filling out this form is Family member	
Payment Information	Payment Type Admission deposit	If Other, please specify: -

- Review the payer and student's information for accuracy.
- Use the "Previous" button if you would like to edit your information.
- Click "Next" to continue.

Step 6. For Bank Transfer Payments

The screenshot shows the Flywire payment interface for a \$5,000.00 bank transfer. The top navigation bar includes the Flywire logo, 'Contact', 'Help', 'Hi, Salvador', and 'English'. A yellow banner at the top states: 'Follow the steps below to pay before March 21, 2018 or your payment will be canceled automatically.' The main content area displays the payment amount '\$5,000.00 to your institution', the status 'Payment pending', and the payment ID 'PTU49085328'. A progress bar shows the payment is 100% complete. Below this, there are three options for completing the bank transfer: 'Online banking', 'Telephone', and 'In-person visit'. The 'Make the bank transfer to Flywire' section provides detailed instructions and a 'DOWNLOAD INSTRUCTIONS FOR THE BANK TRANSFER' button. The bottom section includes a note about email notifications and a 'PAY SENT THE FUNDS' button.

flywire Contact Help Hi, Salvador English

Follow the steps below to pay before March 21, 2018 or your payment will be canceled automatically.

\$5,000.00
to your institution

Status: **Payment pending** Payment ID: PTU49085328

1 **Decide how you'd like to complete your bank transfer**

Send your funds to Flywire so we can deliver your payment to the recipient. Most banks allow you to transfer funds via

- Online banking**
Log in to your online account to transfer the funds.
- Telephone**
Call your bank to make your transfer.
- In-person visit**
Go to your bank to request the transfer.

2 Make the bank transfer to Flywire

Use the payment instructions below to send the money to us. Keep in mind that it would take 2-3 business days to arrive to us

Amount to pay: **ONV31883.00**

Reference / Payment ID: PTU49085328 You must include this reference

IBAN: [REDACTED]

Beneficiary Bank: **Ramon Santander**

Beneficiary Bank Address: [REDACTED]

Beneficiary: **FLYWIRE**

Beneficiary Address: [REDACTED]

NOTE:
Lower space than all email, connector replacing all. Haserwa melle egelle and all email networks. Password rbt4.0. libelle of except egel, velpitae pratum mid. Curdifer delfed libandum libere, set tempus nulla pora libelle.

DOWNLOAD INSTRUCTIONS FOR THE BANK TRANSFER

3 **Only when the bank transfer is made, let us know you have made the bank transfer by clicking on I've sent the funds.**

You will get an email and you will be able to track your transfer status.

I'VE SENT THE FUNDS

Add this payment to your Flywire account

ADD PAYMENT

Manage your payment

- Full payment details
- SWIFT instructions
- Confirm funds received
- Change payment method
- Cancel this payment
- Download payment receipt

Available once your payment is delivered to the bank after

PRINT LINK TO GO

Share your payment

SHARE

- Review your payment instructions and make your payment to Flywire.
- Your payment instructions will be automatically displayed.
- You can also download a copy of these instructions in a PDF document.

Step 6. For Credit Card Payments

\$5,000.00 ● Payment pending

Payment status

Follow the steps below to pay before March 29th 2018 or your payment will be cancelled automatically.

Payment details

You're sending CNY31,833.00 They're receiving \$5,000.00

Payment ID
PTU490985358

Payment details
* Indicates a required field

Card number * **Cardholder's name ***

Expiry date * Month Year **Security code** Last 3 digits on the back of card

Contact details ✓
+86 14-95428765, johndoe@gmail.com

Manage your payment

SMS notifications

Cancel payment

POWERED BY **flywire**
St. Olaf College address: 1520 St. Olaf Ave
Copyright ©Flywire. 2009-2018 All rights reserved. Flywire is a trademark of Flywire Corporation.

- Enter your card number, name, expiration date, and security code.
- Enter your information within 15 minutes to avoid your session timing out.
- Click “Make Payment” to continue.

Need help?

flywire

English (US) ▾

How can we help you?

Q Search

How do I make a payment to my institution?

How can I track my payment?

When will my institution receive my payment?



Using Flywire

Get to know our services and how to use them



Payments and Refunds

Make payments and track, manage, or cancel your transactions



Account and Security

Manage and protect your personal information



Region-Specific Payments

Requirements for making payments from specific geographic regions and countries

 flywire.com/help

- Access dedicated around-the-clock multilingual support
- Our experts will help you navigate the payment process

 support@flywire.com




What if I find a better rate?

- Flywire aims to provide the **most competitive rates** for international payments.
- We offer a **Best Price Guarantee** when sending your payment by bank transfer.
- If you find a better bank rate within a two-hour time frame of making a booking with Flywire, we'll match it.
- Learn more here:
www.flywire.com/legal/best-price-guarantee



Question and Answer



Important Sites

View Your Bill studentservices.ncsu.edu/finances/bills-payments-and-refunds/view-your-bill-online/

Understand Your Bill studentservices.ncsu.edu/finances/bills-payments-and-refunds/understand-your-bill/

Pay Your Bill studentservices.ncsu.edu/finances/bills-payments-and-refunds/pay-your-bill/

Flywire

ncsu.flywire.com

Upcoming Important Dates



On-Campus Housing Move-in for Fall 2026

August 11, 2026

Fall 2026 International Student Orientation

August 12, 2026

First Day of Classes Fall 2026

August 17, 2026

Tuition and Fee Payment Deadline

August 21, 2026

Student Blue Waive/Enrollment Deadline

September 10, 2026

Get Connected



Packing Up Pre-Arrival Series

Our next session will be Tuesday, June 30th from 8:30am to 9:30am Eastern Time. We will discuss entry into the United States as a F-1 or J-1 visa holder and what to expect at the Port of Entry.

Registration will be live in 1 hour.
go.ncsu.edu/packing-up-registration

International Orientation



Small Packs

In the coming weeks, new international students will begin hearing from international orientation volunteers that we call Small Pack Leaders. These people will be in touch with you during the summer to welcome you to NC State and help answer your questions as you prepare for the transition to Raleigh. They will also be an important part of your orientation experience on August 12th.

Be on the lookout for their welcome email in the month of June!

NC STATE